



### District Report Card: 2017


<b>State:</b> Mizoram	<b>District:</b> Saiha
<b>Class:</b> 3	<b>Subject:</b> Language
<b>Schools:</b> 55	<b>Students:</b> 437


### Participation/Coverage


#### Students

 GENDER	Boys		Girls	
	Number	%	Number	%
	203	46.45	234	53.55

 AREA	Rural		Urban	
	Number	%	Number	%
	376	86.04	61	13.96

 CATEGORY	SC		ST		OBC		GEN	
	Number	%	Number	%	Number	%	Number	%
	0	0.00	437	100.00	0	0.00	0	0.00

 CWSN	LD	VI	HI	S&LD	ID	Oth
	0	0	0	0	0	0

 Management	Government		Government-aided	
	Number	%	Number	%
	348	79.63	89	20.37

### Average Performance of Students in Language (%)

Overall	Gender		Area		Management		Social Group			
	Male	Female	Rural	Urban	Govt.	Aided	SC	ST	OBC	GEN
72.10	70.34	73.62	73.62	62.73	73.35	67.19	0.00	72.10	0.00	0.00

## Performance on Learning Outcomes (LOs)

Learning Outcomes	Description	Average Performance(%)
L304	Reads small texts with comprehension i.e., identifies main ideas, details, sequence and draws conclusions	75.38
L312	Reads printed scripts on the classroom walls: poems, posters, charts etc.	65.54

Range of Performance of Students who Answered Correctly							
Below 30%		30% - 50%		50% - 75%		Above 75%	
Number	%	Number	%	Number	%	Number	%
11	2.52	73	16.70	135	30.89	218	49.89

## Lowest Performing Learning Outcomes (LOs)

1 - Reads printed scripts on the classroom walls: poems, posters, charts etc. (65.54)

2 - Reads small texts with comprehension i.e., identifies main ideas, details, sequence and draws conclusions (75.38)